

Europe in May 2019

Preparing for a more united,
stronger and more democratic
Union in an increasingly
uncertain world

ANNEX V

Key figures for the EU 2014-2019



FUTURE OF EUROPE

Key figures for the EU 2014-2019



Support for the EU

■ 2014

■ 2019



50%



62%

62% are in favour of the EU – compared to 50% before this Commission took office



Employment

Q4 2014 – 228 million

Q4 2018 – 240 million

240 million are working in the EU – compared to 228 million in Q4 2014



Euro

175 million people in **60** countries across the world use the euro or have their currency linked to it



Unemployment

■ 2014

■ 2019



10.6%

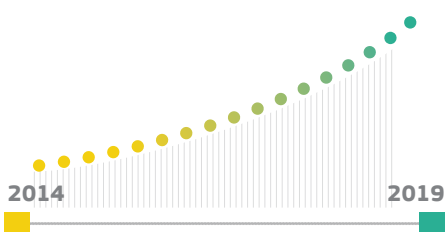


6.4%

6.4% were unemployed in March 2019 compared to 10.6% in February 2014



Economic growth



6 years of uninterrupted growth



Youth unemployment

21.7%

14%

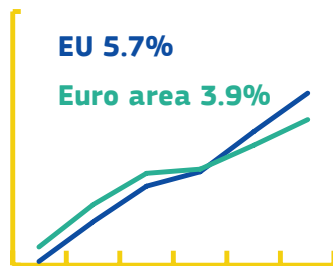
2014

2018

Youth unemployment decreased from 21.7% in 2014 to **14%** at the end of 2018 in the EU



Wages

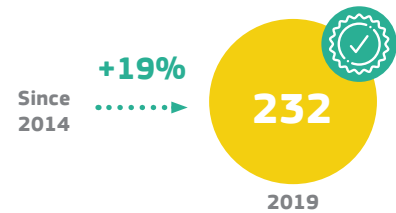


2014 - 2019

Wages declined in the aftermath of the crisis, but have seen a strong upward trend in particular since 2017. Wages have grown **5.7%** in the EU and **3.9%** in the euro area between 2014 and 2019




Geographical indications



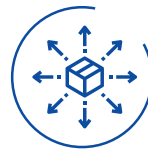
232 more wines, spirits or food products (Choucroute d'Alsace – France, Salam de Sibiu – Romania, Cornish Pasty – UK) have been protected under EU rules against unfair competition since 2014; a **19%** increase



Stable prices



since the introduction of the euro in 1999, inflation in the euro area has **averaged 1.7%**



Exports



36 million jobs in the EU — **1 in 7** — are supported by exports



Trade agreements

New agreements with **15 partners** (+4 concluded with an additional 13 countries)



Largest trading partner



The EU is the largest trading partner and the **1st** for **80 countries**, while the United States is the top trading partner of just 20 countries




Support for children in need

Since 2014, EU funding gave education opportunities to over **6.5 million children** in 55 countries facing conflicts and disasters



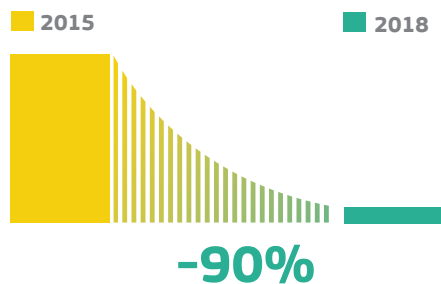
Gender-diverse management



39.9% of management positions in the European Commission are now occupied by women, in comparison to 30% in November 2014; an increase of 30%



Migration



90% reduction in irregular arrivals since 2015



Greater use of the Schengen Information System



Police officers and border guards consulted Schengen Information System more than 6 billion times in 2018 — a **200%** increase compared to 2014. This led to 267,239 hits with a wanted person or object located



European Research Council



5,500 top scientists have been funded by the European Research Council (ERC), **4** of them have been awarded the Nobel Prize




EU Civil Protection Mechanism




In 2017 and 2018, the EU Civil Protection Mechanism was activated **52** times



Greenhouse gas emissions



reduced by **22%** between 1990 and 2017, while gross domestic product grew by 58% over the same period



Sustainable fisheries

2014 - 27 Quotas fished sustainably

2019 - 59 Quotas fished sustainably

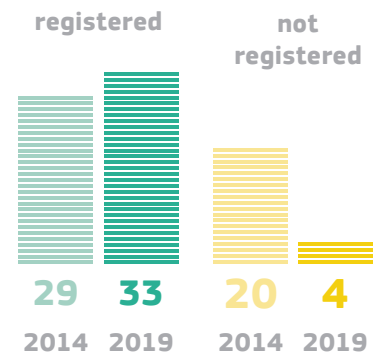
The number of quotas harvested sustainably in the Atlantic, North Sea and Baltic Sea has more than **doubled** since 2014




Citizens' Dialogues



More European Citizens' Initiatives registered



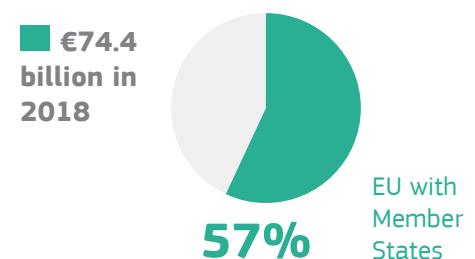
EU humanitarian aid



With less than **€4** per citizen, the EU helps save lives of **130 million people** stranded in humanitarian crises around the world each year




The EU as the world's biggest development donor





Erasmus



We have now reached 10 million students, apprentices and teachers since 1987

The Commission has proposed to double the budget of Erasmus for the EU's next long-term budget. This should enable us to support an **additional 12 million people** between **2021 and 2027**

